


Converter Regulator Valve Kit

92835-03K

1 Switch Valve
1 Bias Valve

U.S. Patent No. 6,793,053

Note: Not for use with #33 plates and bodies. Can be used with all later designs.



Separator Plate Information

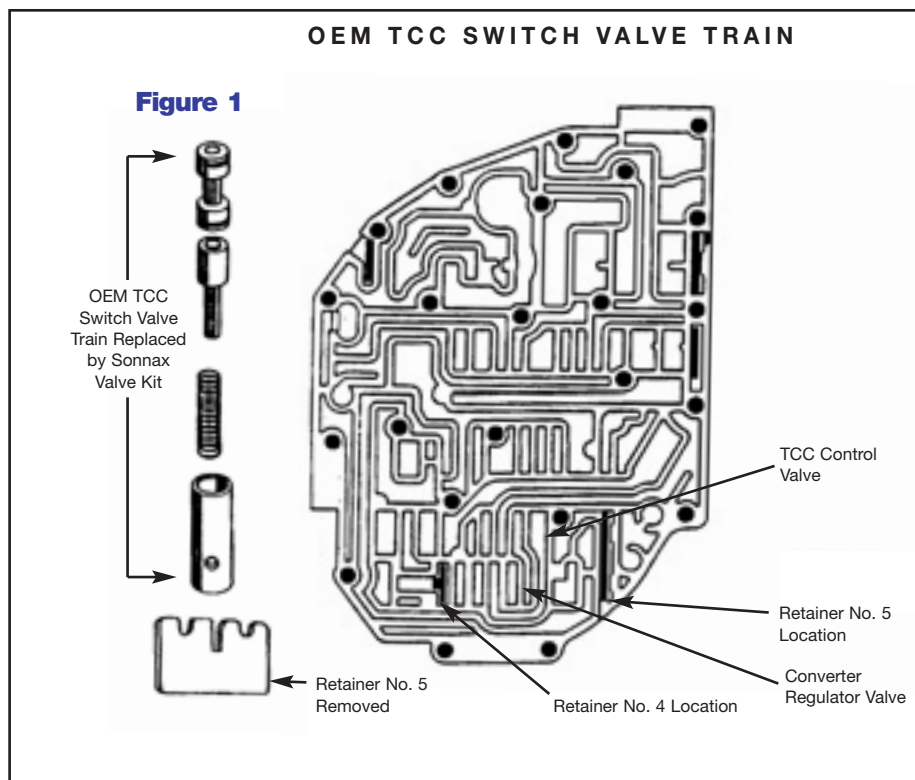
#33 plate and body:

The #46, 82, 96 and 99 plate and body may be used to replace a bad #33 assembly. A common complaint of no TCC or engine stumble from TCC drag occurs on worn #33 units.

#96 or #99 plate and body:

Valve bodies with #96 or #99 plates are equipped with a larger diameter TCC control valve located in the bore next to the converter regulator valve under retainer #5 (see Figure 1). This larger diameter reduces the OEM concern of TCC cycle during low speed EMCC. It is suggested you update to these later valve bodies whenever possible.

The OEM converter regulator valve regulates converter release oil but not converter apply pressure. Excess TCC apply pressure deforms the converter piston; the lining disintegrates, plugging the filter and cooler, resulting in lube failure. The Sonnax valve is designed to limit apply pressure and converter release oil. The Sonnax valve can be used in all valve bodies except those with a #33 separator plate.



41TE, 42LE, 42RLE

Converter Regulator Valve Kit

PART NUMBER 92835-03K

Instructions

1. Remove OEM retainer No. 5 and TCC switch valve train as shown in Figure 1. Do not remove retainer No. 4.
2. Discard the OEM switch valve but retain the OEM bias valve sleeve and the bias valve spring, as these will be reused.
3. Install the Sonnax switch valve into the valve body bore as shown in Figure 2. Install the rounded spool inboard toward the inner clip and the flat spool facing outboard toward the bias valve.
4. Put the OEM bias valve spring onto the end of the Sonnax bias valve and install into the OEM bias valve sleeve.
5. Install the bias valve assembly into the valve body bore and retain it with OEM retainer No. 5.
6. Drill out B-1 hole in separator plate to 1/16" (.0625") as shown in Figure 3.

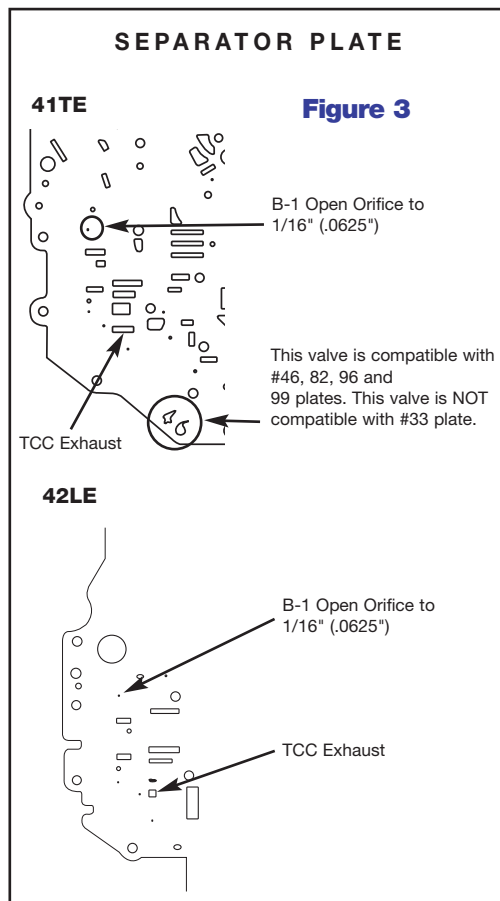
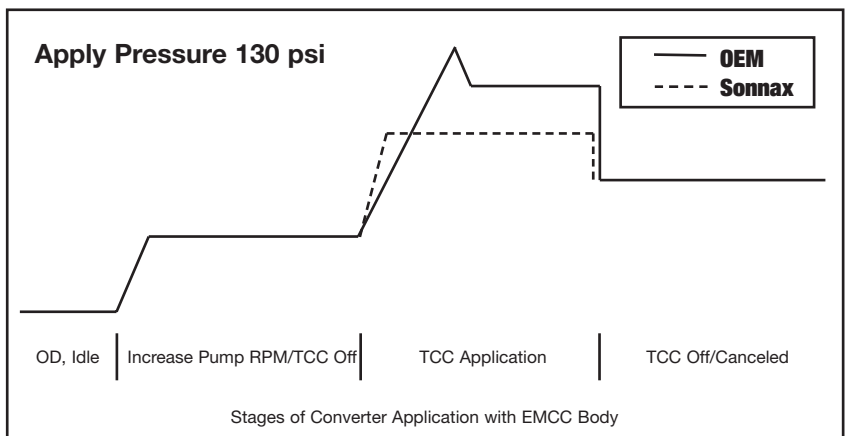
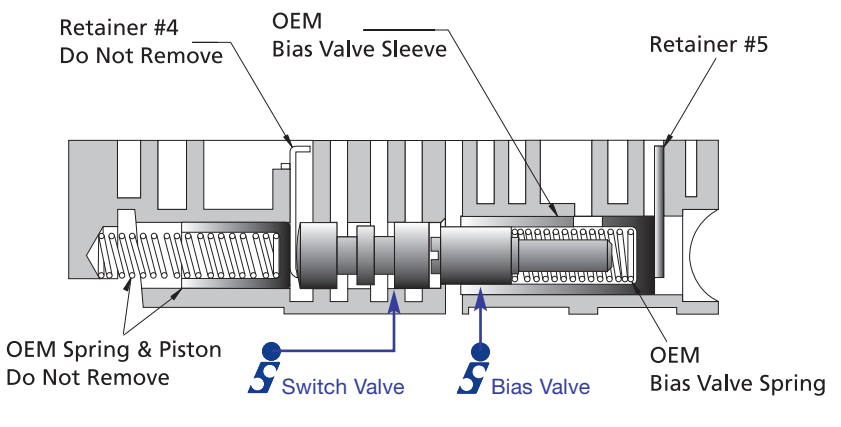


Figure 2



Drivability Effects and Adjustment

Sonnax 92835-03K alters TCC application by preventing spikes in apply pressure, which can damage the converter piston. Extensive and successful road-testing of the Sonnax valves with plate designations #46, 82, 96 & 99 have shown a TCC apply that is shorter than OEM and a reduction in shudder complaints. This kit controls apply and release pressure, flow rate on apply, and EMCC modulation.

